



Phonics

at The King's C of E Primary School

Learning to read begins the first time an infant is held and read a story. How often this happens, or fails to happen, in the first five years of childhood turns out to be one of the best predictors of later reading.

Maryanne Wolf



What is Phonics

Phonics is teaching the children to read by matching sounds to letters

There are 44 Phonemes

It is broken into phases 2-5










































Nursery learns Phase 1- hearing sounds

Reception starts with Phase 2 in Autumn 1

Phase 3 in the spring term, and Phase 4 in the Summer term.

Year 1 begins with a recap of Phases 2, 3, and 4 in the Autumn term before moving on to Phase 5, which is completed by the end of the year.

Year 2 students continue with Phase 5 review in the Autumn term before moving to spelling rules.

Grapheme mat						Phase 2 and 3			
 s ss	 t tt	 p pp	 n nn	 m mm	 d dd	 g gg	 c ck cc	 r rr	
 h	 b bb	 f ff	 l ll	 j jj	 v vv	 w	 x	 y	
 z zz	 qu	 ch	 sh	 th	 ng	 nk			
 a	 e	 i	 o	 u					
 ai	 ee	 igh	 oa	 oo	 oo	 ar			
 or	 ur	 er	 ow	 oi	 ear	 air			



Reading is taught through: Phonics

On entering Reception children begin to follow the 'Little Wandle' programme.


Little Wandle introduce these sounds in a structured order to support early reading. Children in Reception and Year 1 have daily phonics lessons building up to an hour by the end of year.

This is broken up into shorter sessions throughout the day) with elements of reading and writing.

We ensure that children will be well-placed to read and spell words with fluency and confidence by the time they reach the end of Year 1.

Little Wandle session lasts for an 20-30 when taught explicitly and is done in a fun way but also with rigor and pace.

Children's phonological awareness and spelling strategies are assessed every six weeks/ half term using Little Wandle/ our own assessments and they are used to inform planning and teaching.

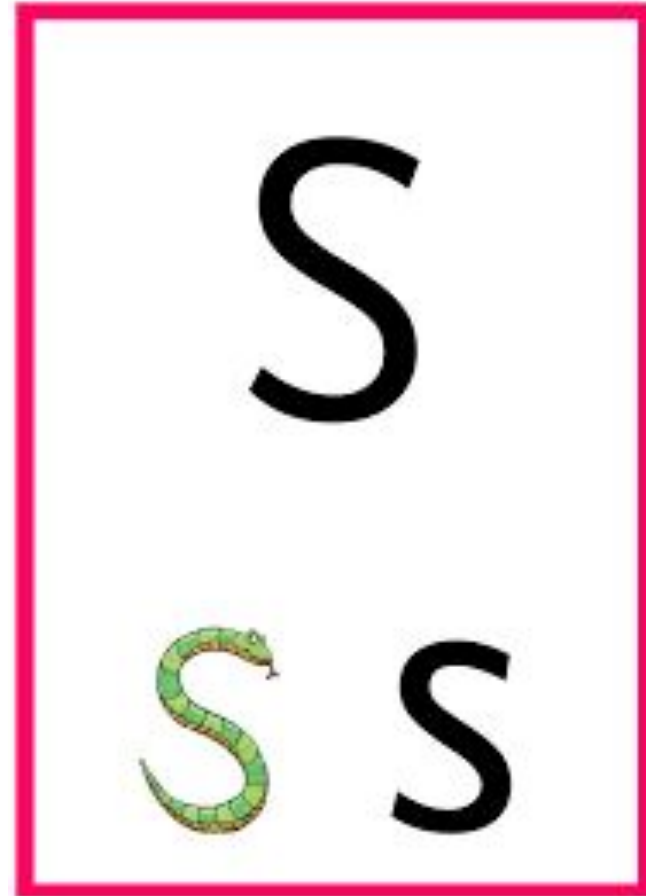


ake learning stick



Phonemes and Graphemes

- A phoneme is the smallest unit of sound e.g. s-a-t
- Graphemes are the written symbol for those sounds.
- There are single sounds and digraphs.
- Digraphs are two letters that make one sound.
- Trigraph are three letters that make one sound.

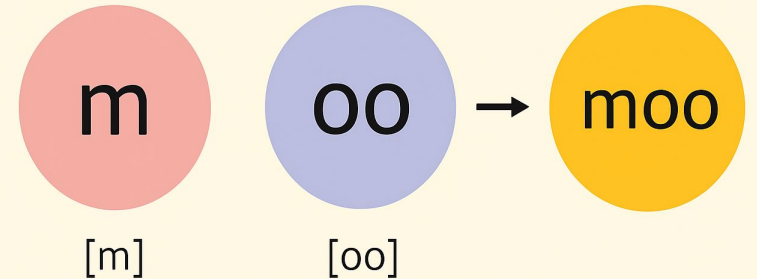


Oral Blending

- Oral blending is when children can HEAR the individual sounds (phonemes) in words and push those sounds together to form the whole word. This is a skill developed in Phase 1.
- You say the individual sounds and the children merge those sounds to say the whole word.
- Segmenting and blending are key skills when learning to read with phonics.
- Segmenting means sounding out the words e.g.
 - c – a – t
- Blending means putting those sounds together to make the word
 - c - a – t
 - cat

Let's practise oral blending

Say the sounds and ask your child to say the word.





CVC Words

As children progress through phonics they will begin to read and spell CVC words that are made up of a different numbers of letters.

d-o-g

m-a-t

p-a-t

l-a-p

Even though the number of letters differ within the words they will contain 3 sounds; a consonant sound, vowel sound and a consonant sound.

th-i-ck

ch-ur-ch

sh-ee-p

p-ar-t

Letter Formation

Correct formation can be encouraged from the very beginning

- Feel the letter
- See the letter
- Make the letter

We encourage cursive writing as soon as we feel the

children are ready and are writing letters in print correctly. We focus on pencil grip and letter formation within phonics as well as free-flow learning.



Year 1 Phonics Screening



- All year 1 children sit the screening check in June each year.
- Children are given 40 words to decode and read.
- These 40 words include real and 'alien' words.
- Children must identify the sounds in the words and blend them together accurately.
- In previous years, the pass mark has been 32/40.

Year 1 Phonics Screening Check Example

Alien Words

Section 2

brend



throst



stret



spraw



Real Words

Section 2

label

vanish

blossom

thankful



Reading Records

Please write a comment about how the children found the book

- **Enjoyment:** *“Sam really enjoyed this story and laughed at the ending.”*
- **Confidence:** *“He read fluently and needed very little help.”*
- **Vocabulary:** *“Asked what ‘enormous’ meant and we looked it up together.”*

- **Blending:** *“Blended sounds well to read new words.”*
- **Tricky words:** *“Recognised ‘the’ and ‘said’ without sounding out.”*
- **Pace:** *“Read slowly but carefully.”*
- **Expression:** *“Used great expression for the character voices.”*
- **Re-reading:** *“Read it twice and was more fluent the second time.”*

How to promote reading for pleasure



Introduce your child to different types of books: classic fiction, chapter books, short stories, joke books, poetry, comics, newspapers.

Read them a book that was a favorite when you were a child.

Read slowly with expression , use funny voices

Discuss the meaning of unfamiliar words

Talk about what is happening, what might happen next

Things your
child learns
when you read
stories and
poems out loud
to them

Sustain attention

Appreciate rhythm and rhyme

Build pictures in their minds from the words on the page

Use new phrases in different contexts- later in their writing

Learn new vocabulary

Make predictions

Link sentences and ideas from one passage to the next

Think about characters feeling

Follow a plot with all its twists and turns.